



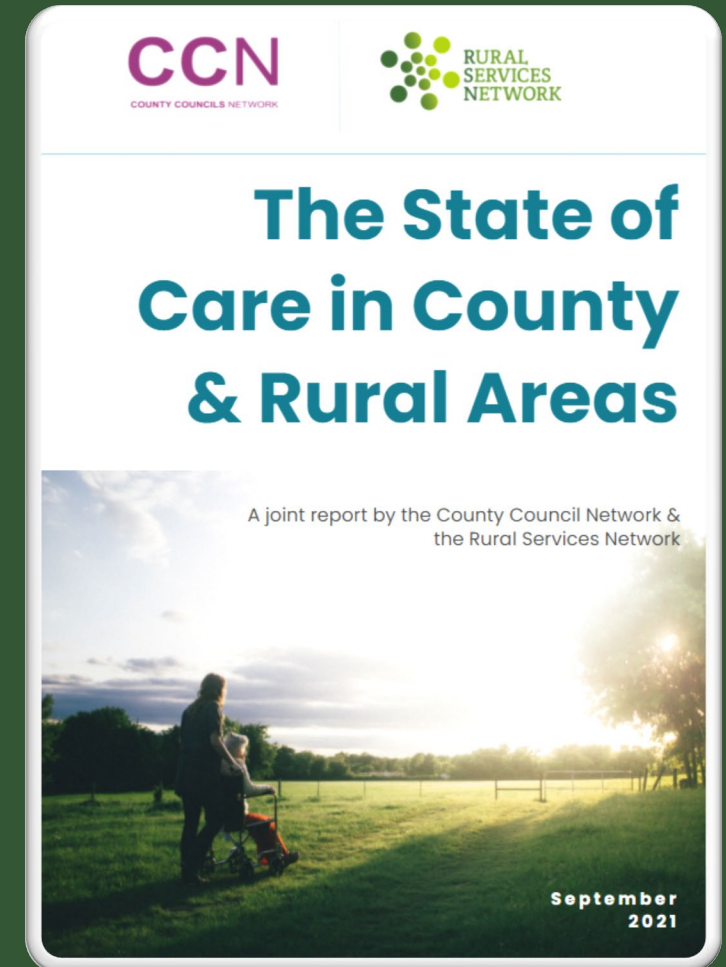
# Social Care in a Rural Context

**Graham Biggs MBE, Chief Executive**  
**Rural Services Network**



# Introduction

- September 2021 Government started to unveil its plans to **“tackle persistent unfairness in the social care system”**. A White Paper is to follow.
- The **Rural Services Network** and **County Council Network** aim to ensure the state of social care in rural areas is highlighted and recently published a joint report.
- It is envisaged the **Rural Services APPG** will use data from this report to make recommendations to Government once the White Paper is published.



# The Key Issues



## RESOURCE

Government funded support for adult social care service costs is significantly lower in county and rural areas.



## WORKFORCE

Recruiting and retaining adult social care staff to work in rural areas can be more difficult than in urban centres.



## DEMOGRAPHY

The higher average age alongside ageing population projections within county & rural areas places a high burden on rural local authorities.



## 'SELF-FUNDERS'

The balance of adults self-funding their care is higher in rural areas and likely to be more sensitive to reforms made to the funding system.



## CARE HOMES

The proportion of residential care homes situated in rural locations is higher than in metropolitan areas, often encouraging service user inflow to counties.

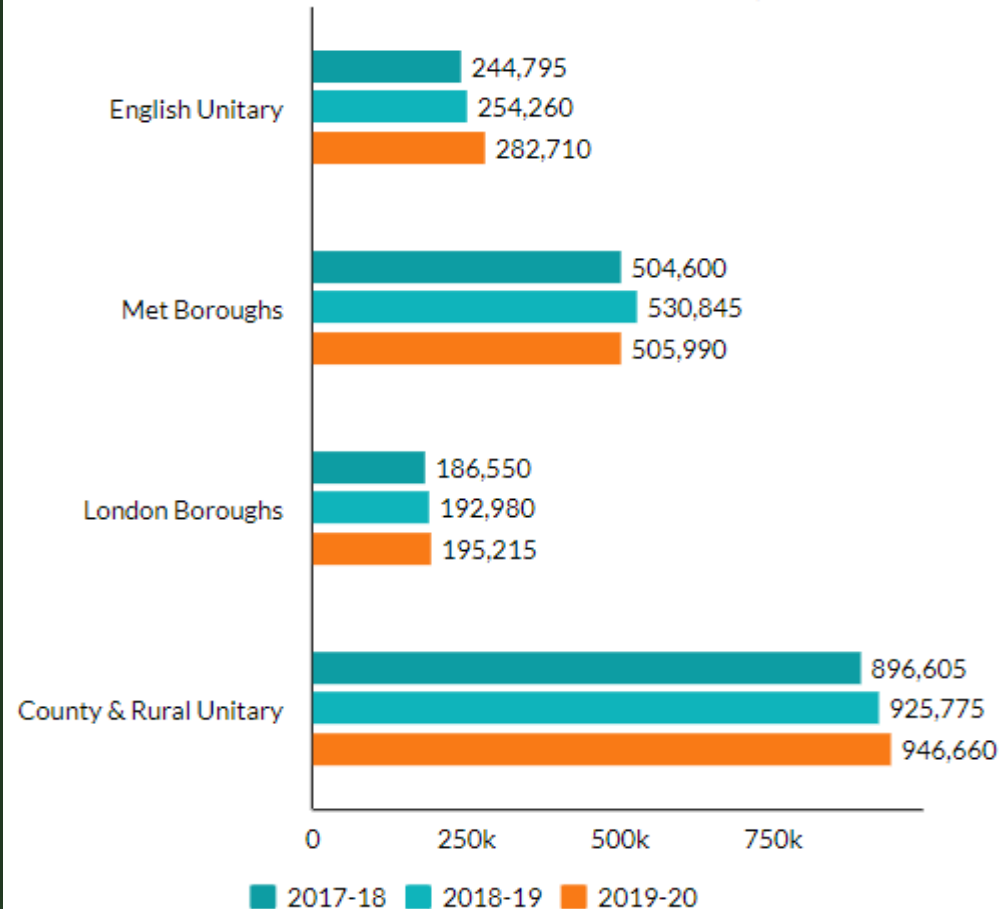


## SPARSITY

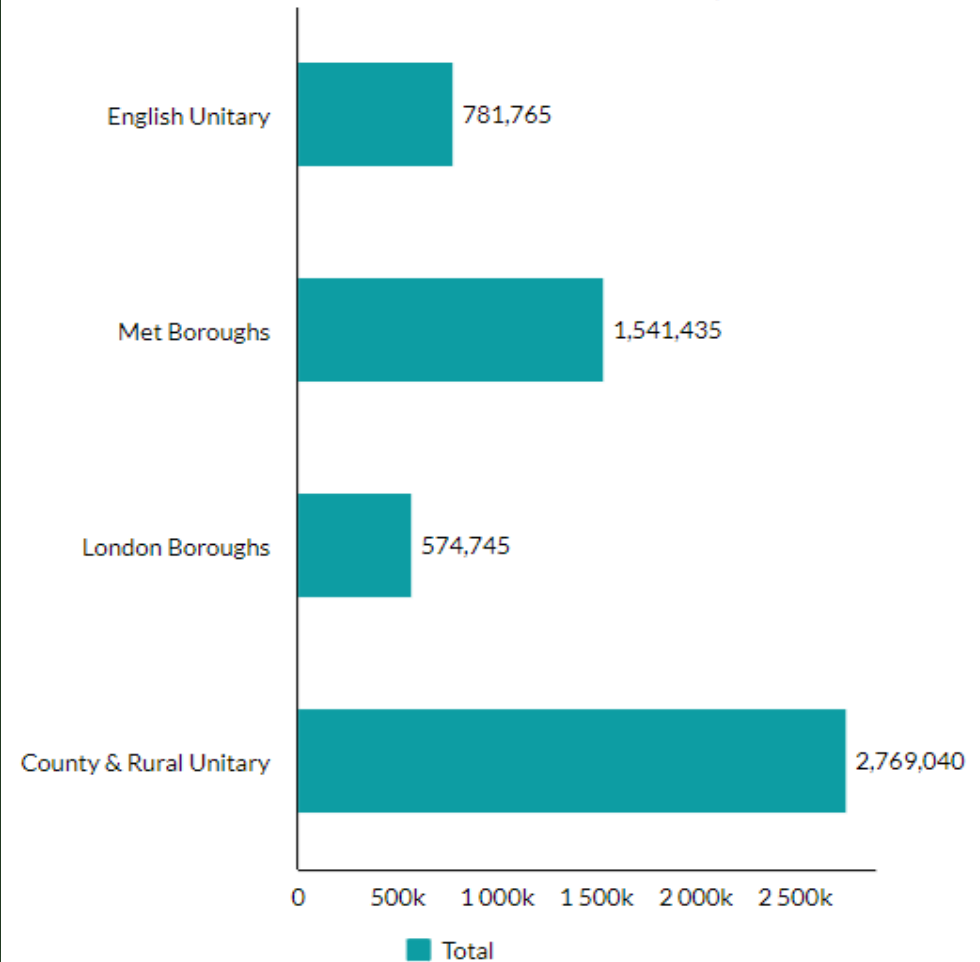
Geographical challenges in providing adult social care in large and remote rural areas, particularly the time and costs involved in delivering personal care over large distances.

# Service Demand

**GRAPH 1 - Annual number of new requests for support received from new clients 2017/18-2019/20 (all ages)**

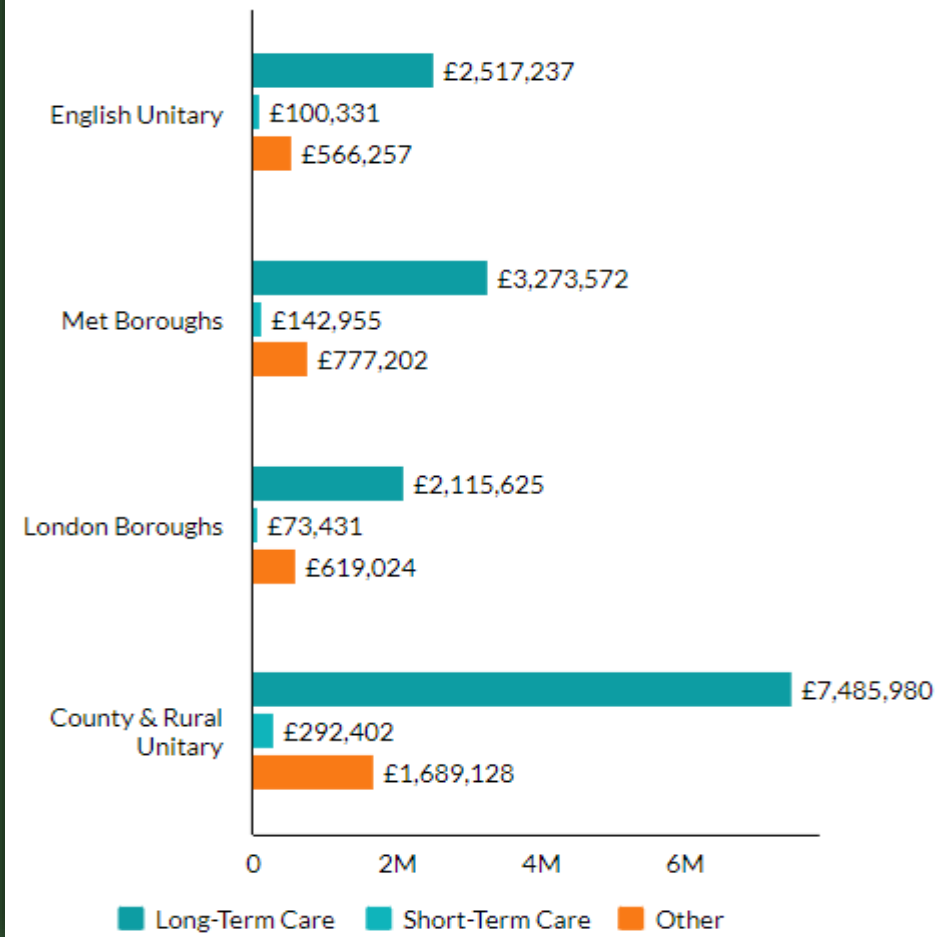


**GRAPH 2 - Total Number of new requests for support received from new clients 2017/18-2019/20 (all ages)**



# Care Provision

**GRAPH 3 - Gross expenditure, long and short term care, by care type, all ages, 2019/20 (£k)**

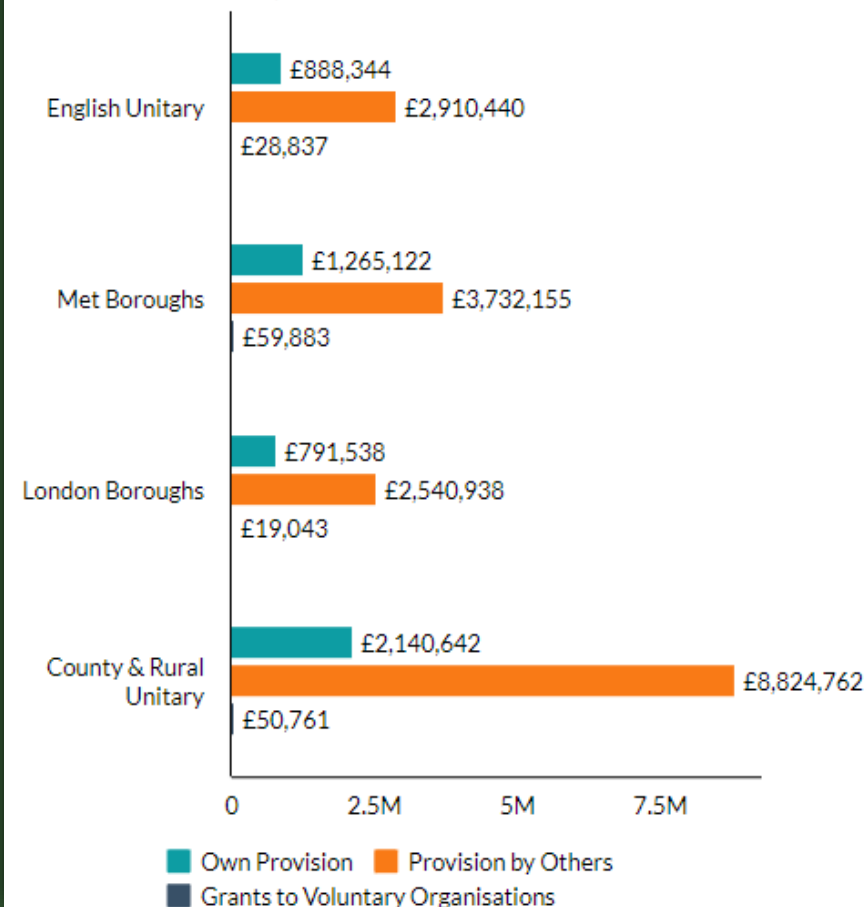


**GRAPH 4 - Gross expenditure, long and short term care, by age band, 2019/20 (£k)**



# Costs and Spending

**GRAPH 5 - Gross expenditure, by service provider (including capital), 2019-20 (£k)**



**GRAPH 6 - Unit costs, average weighted standard hourly rate for the provision of home care, external provision, 2019/20**

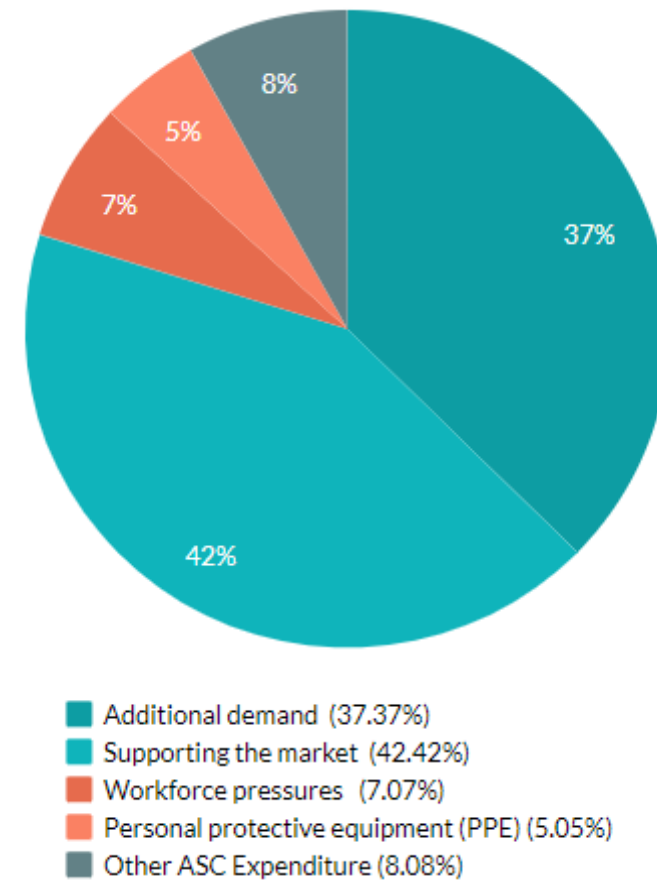


# Funding and Financial Outlook

**GRAPH 7 - PwC spending need estimates 2020/21 and 2029/30 (£/m)**




**GRAPH 8 - Additional Covid-19 expenditure related to adult social care services by County & Rural Councils 2020/21**



# Suggested White Paper Recommendations

- **Increase funding in the Spending Review** to meet rising costs and unmet need before 2023.
- Manage the transition from **residential to domiciliary care**.
- **Fully assess the impact** of new duties for self-funders.
- Enshrine in law a **dedicated proportion of the new health and social care levy** for care services.
- **Ensure fair funding** and equality of service across the country.
- Promotion of **rural proofing** for health toolkit
- **Support the social care workforce** in county and rural areas.





**Thank you**