

Towards the UK Shared Prosperity Fund

Developing a prioritisation framework to support the levelling up of rural communities

21 June 2021

pragmatix
advisory



Towards the UK Shared Prosperity Fund

Mark Pragnell

21 June 2021

pragmatix
advisory



Today's objectives

- To outline the findings of our recent research and report for Rural Services Network

pragmatix
advisory

Outline

- Funding priorities after Brexit
- Funding for rural communities
- Towards clear and coherent prioritisation of the Shared Prosperity Fund

pragmatix
advisory

Outline

- Funding priorities after Brexit
- Funding for rural communities
- Towards clear and coherent prioritisation of the Shared Prosperity Fund

pragmatix 
advisory

Complex and confused calculations


Prioritisation metrics	Towns Fund	Community Renewal Fund	Levelling Up Fund
Income component of the IMD	X		
Proportion of the working-age population with no qualifications	X	X	X
Productivity	X	X	X
Gross value added of sectors identified as 'at risk' by the Bank of England with respect to a "no deal, no transition" EU Exit	X		
Significant economic shocks in the town's recent history	X		
Opportunity for investment signalled by significant current or upcoming private investment	X		
The presence of other government funding or programming with which the Towns Fund could have additionality and synergy	X		
GDHI per head of population		X	
Unemployment rate		X	X
Population density of those aged 16-64		X	
Average journey time to the nearest employment centre of at least 5,000 jobs when travelling by car			X
Average journey time to the nearest employment centre of at least 5,000 jobs when travelling by public transport			X
Average journey time to the nearest employment centre of at least 5,000 jobs when travelling by cycle			X
Proportion of retail, industrial, office and leisure units that are vacant			X
Proportion of dwellings chargeable for council tax that are classed as long-term empty			X

Source: Ministry of Housing, Communities & Local Government

Metrics chosen have disadvantaged rural

Levelling up Fund prioritisation by population density

Local authorities, England, population weighted average, 2021. (1=highest priority)



Outline

- Funding priorities after Brexit
- Funding for rural communities
- Towards clear and coherent prioritisation of the Shared Prosperity Fund

pragmatix 
advisory

Low wages are the realities of rural

Gross annual pay of employees: second decile
Local authorities, Great Britain, 2020, £ thousand



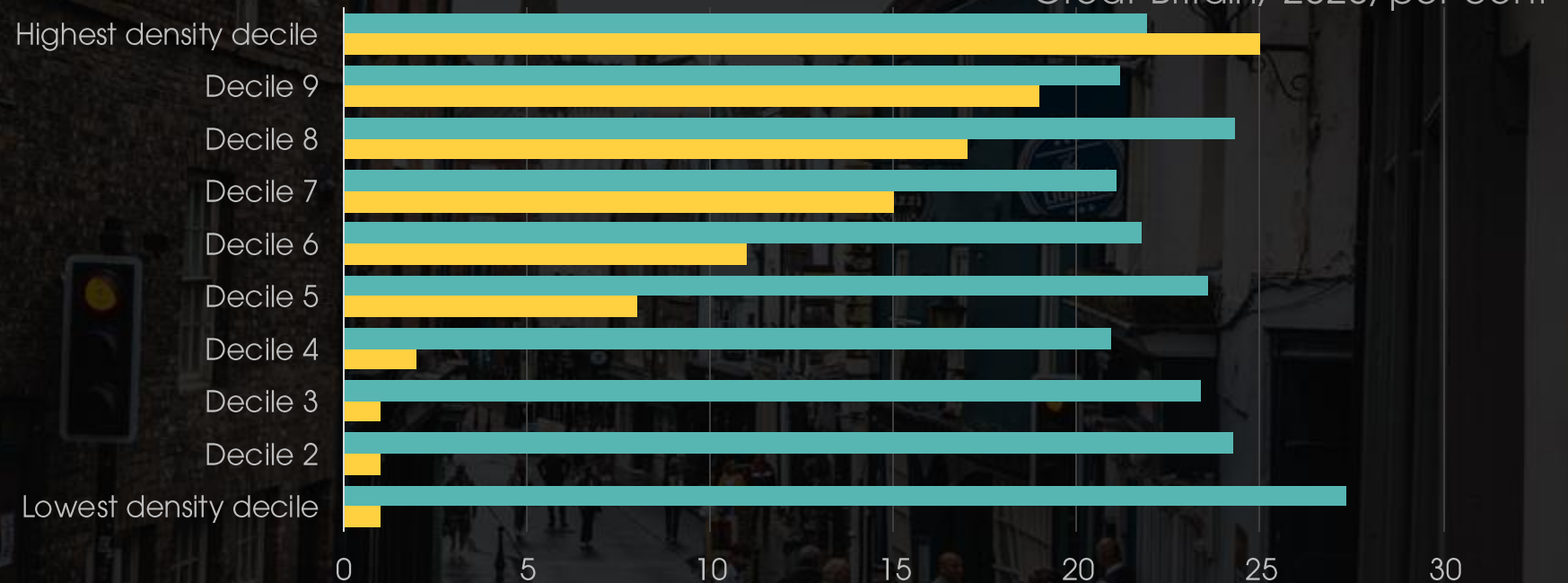
Earned incomes are lowest for workers in the most sparsely populated local authorities

.... but are missed by official deprivation metrics

Income deprivation: Comparison of official 'Index of Multiple Deprivation' with living wage data

Local authorities by population density, Great Britain, 2020, per cent

- Jobs below the living wage
- Share of authorities in top 100 of IMD's income domain



Source: Ministry for Housing, Communities and Local Government and Office for National Statistics

Low wages compounded by higher costs

Difference in weekly expenditure by rural households in comparison to urban
Great Britain, three year average, 2018 to 2020, £

Office for National Statistics rural/ urban classification:
Output Areas (OAs) belonging to settlements with populations of 10,000 or more are classed as urban, while all remaining OAs classed as rural

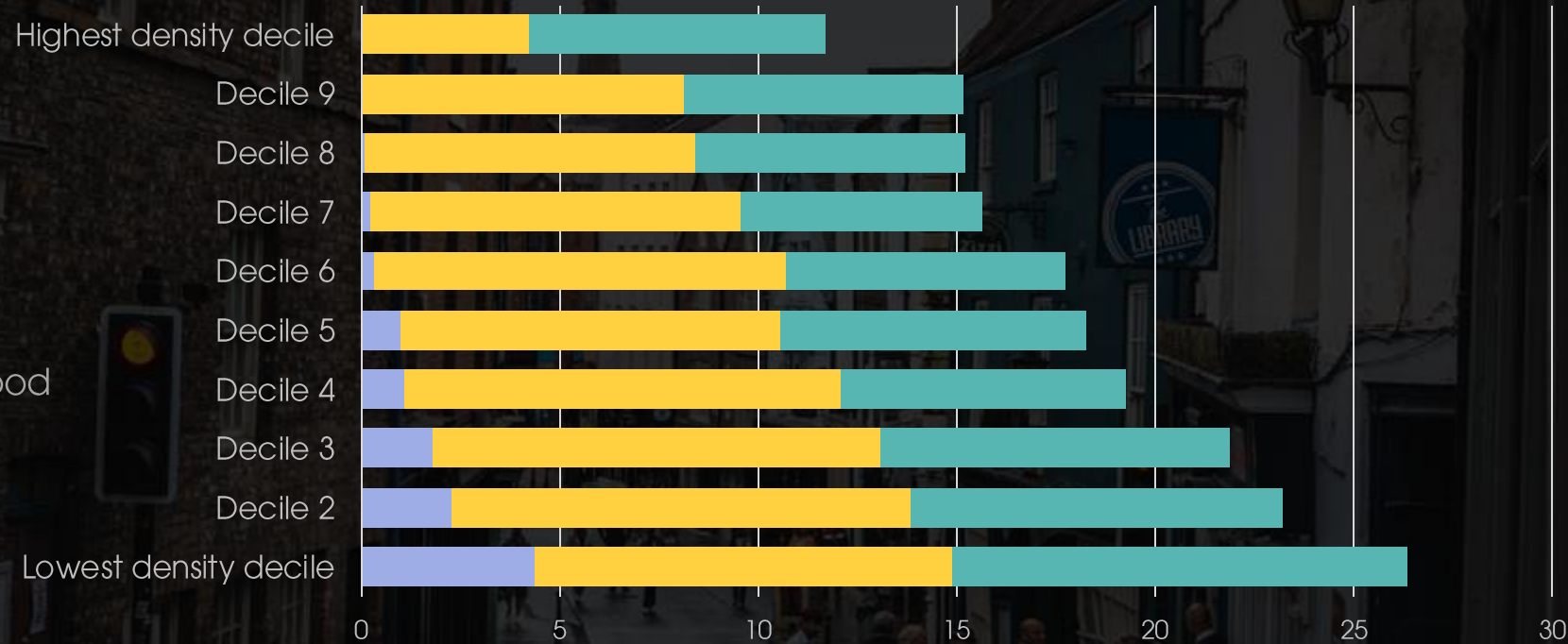


.... and less secure jobs

Employment in selected sectors

Local authorities, Great Britain, 2019, percentage of total employment

- Agriculture, forestry & fishing
- Manufacturing
- Accommodation & food services



Source: Office for National Statistics

Outline

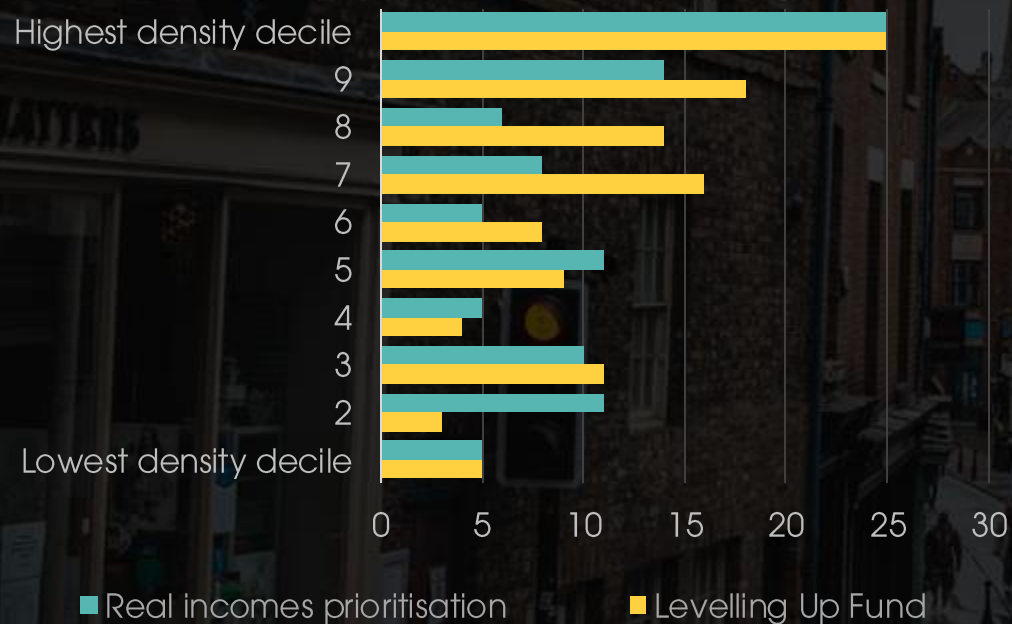
- Funding priorities after Brexit
- Funding for rural communities
- Towards clear and coherent prioritisation of the Shared Prosperity Fund

pragmatix
advisory

New approach to focus on local real incomes

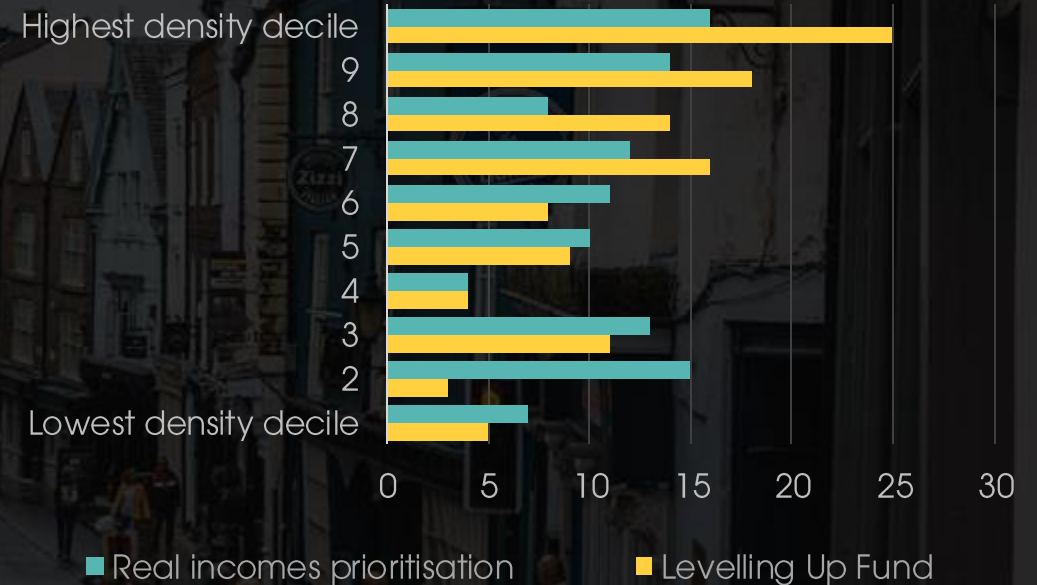
Real incomes prioritisation: poverty alleviation,
all regions and local authorities scoring 'high'
on Levelling Up funding criteria

Local authorities, England, 2020, per cent

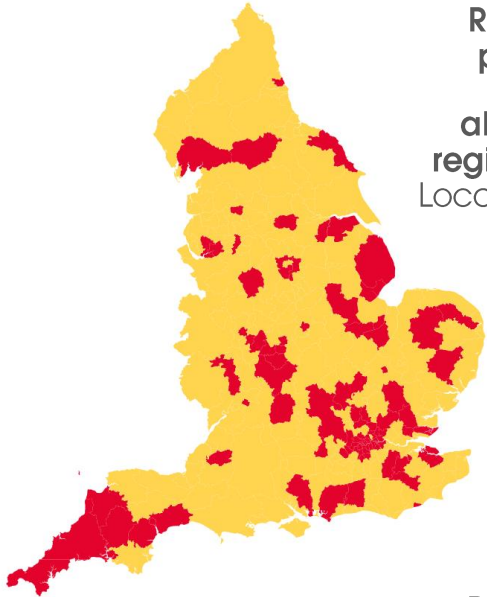


Real incomes prioritisation: poverty alleviation,
excluding South East and London and local
authorities scoring 'high' on Levelling Up
funding criteria

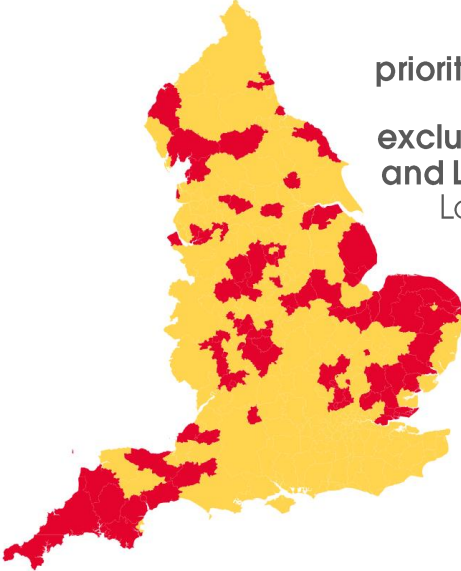
Local authorities, England, 2020, per cent



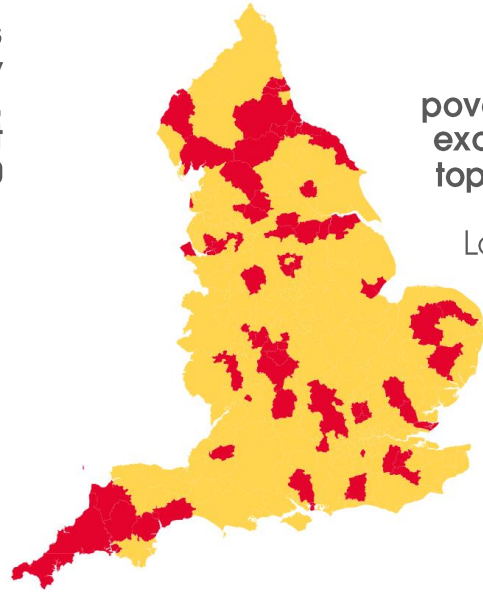
**Real incomes
prioritisation:
poverty
alleviation, all
regions, top 100**
Local authorities,
England



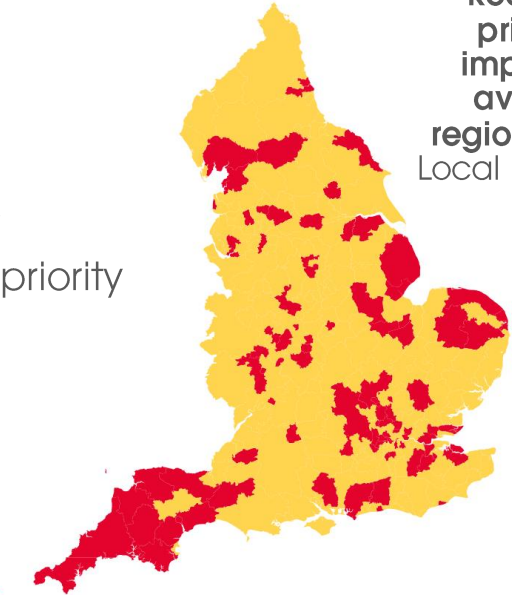
**Real incomes
prioritisation: poverty
alleviation,
excluding South East
and London, top 100**
Local authorities,
England



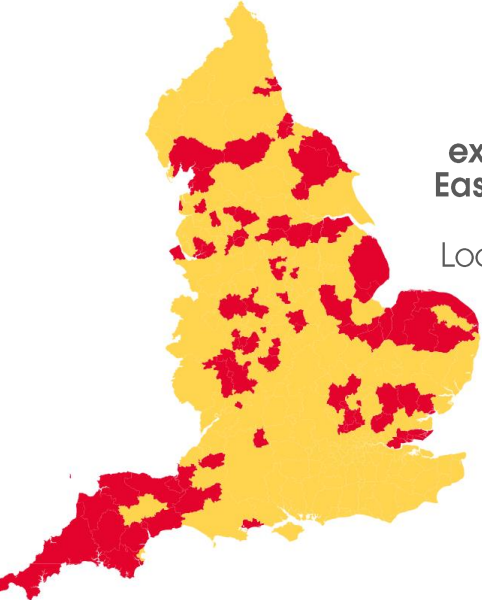
**Real incomes
prioritisation:
poverty alleviation,
excluding London,
top 10 within each
region**
Local authorities,
England



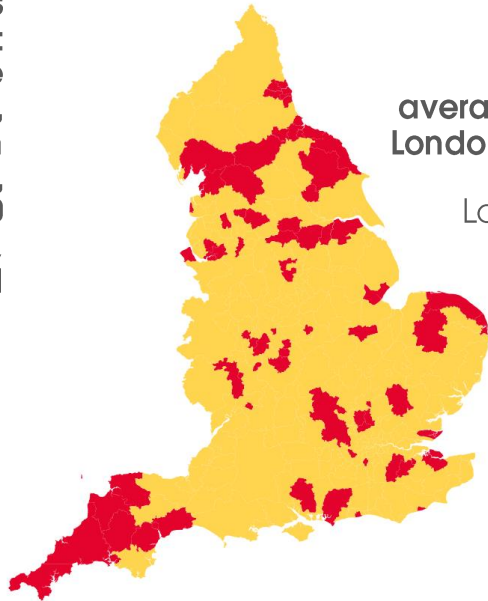
**Real incomes
prioritisation:
improving the
averages, all
regions, top 100**
Local authorities,
England



**Real incomes
prioritisation:
improving the
averages,
excluding South
East and London,
top 100**
Local authorities,
England



**Real incomes
prioritisation:
improving the
averages, excluding
London, top 10 within
each region**
Local authorities,
England



■ Priority
■ Lower priority


Outline

- Funding priorities after Brexit
- Funding for rural communities
- Towards clear and coherent prioritisation of the Shared Prosperity Fund

pragmatix
advisory

**Keep
It
Simple,
Stupid**

- Simple / single metric
- Focus on the outcome that matters
- Let local authorities worry about and address the causes
- Accept political judgement – but at the margin for the hard cases and with clear and transparent rationale



Mark Pragnell

mark.pragnell@pragmatixadvisory.com

020 3880 8640

www.pragmatixadvisory.com

